

Download the MyChart App

Apple iOS



Android OS



Download the Zoom App

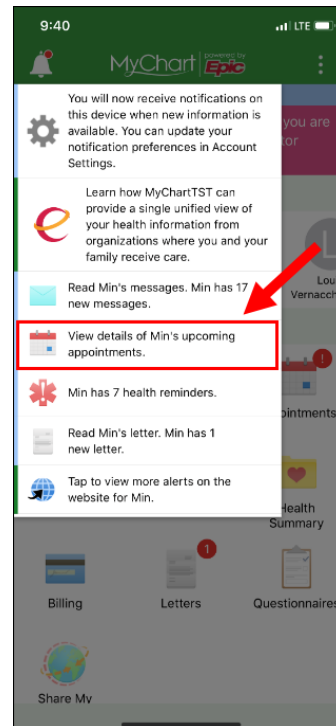
Apple iOS



Android OS



Upon logging in select **View details of the upcoming appointment**

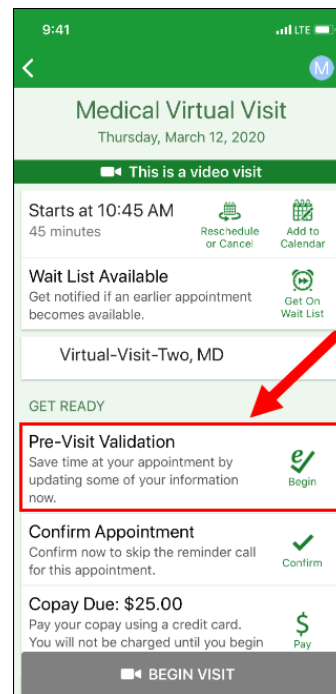


Click **Pre-Visit Validation** in the **Medical Virtual Visit** appointment window

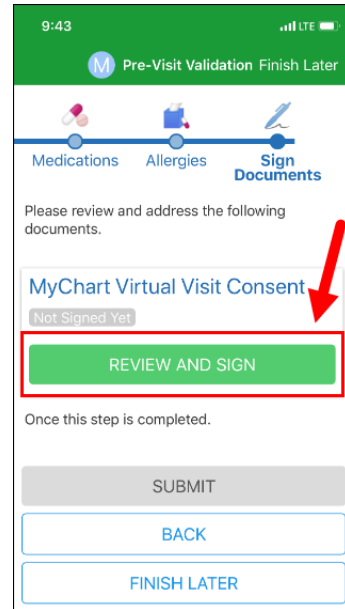
Patient related information includes **Personal** and **Insurance Information, Medications, and Allergies**

Update and **Confirm** all patient related information

Clicking **Confirm this information is correct** followed by **Next** will move you to the next section of items to be reviewed

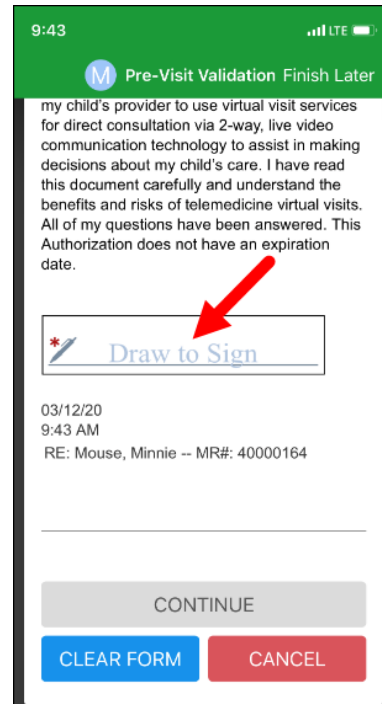


Click **Review and Sign**



The **PPOC Consent** form will open

Scroll to the bottom of the page and click **Draw to Sign**



Sign the **Consent** and click **Continue**

9:44 LTE

M Pre-Visit Validation Finish Later

my child's provider to use virtual visit services for direct consultation via 2-way, live video communication technology to assist in making decisions about my child's care. I have read this document carefully and understand the benefits and risks of telemedicine virtual visits. All of my questions have been answered. This Authorization does not have an expiration date.

Minnie Mouse

03/12/20
9:43 AM
RE: Mouse, Minnie -- MR#: 40000164

CONTINUE

CLEAR FORM CANCEL

Once all **Pre-Visit Validation** steps are complete click **Submit**

A new window will open stating information completed during **Pre-Visit Validation** has been submitted and is now on file.

9:44 LTE

M Pre-Visit Validation Finish Later

Medications Allergies Sign Documents

Please review and address the following documents.

MyChart Virtual Visit Consent
Signed on 3/12/2020

REVIEW

Once this step is completed.

SUBMIT

BACK

FINISH LATER

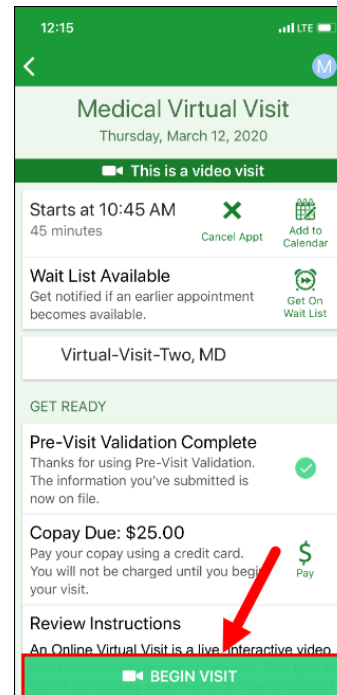
Starting a **Medical Virtual Visit** will only be allowed after **Pre-Visit Validation** has been completed and within 15 minutes of the scheduled visit

Proxys of patients **under 13** years of age will log in to the **MyChart** app

Patients **over 13** years of age will log in as themselves to the **MyChart** app

Upon logging in select **Begin patient's appointment**

Click **Begin Visit**



The **MyChart** app will minimize and the user will be directed to the **Zoom** page

In the pop-up **Open this page in "Zoom"?** click **Open**

From the audio pop-up select either **Call using Internet Audio** or **Dial In** make sure to **Unmute** and **Start Video**