


Kid's Healthy Eating Plate



Eating a variety of foods keeps our meals interesting and flavorful. It's also the key to a healthy and balanced diet because each food has a unique mix of nutrients—both macronutrients (carbohydrate, protein, and fat) and micronutrients (vitamins and minerals).


The **Kid's Healthy Eating Plate** provides a blueprint to help us make the best eating choices.

Along with filling half of our plate with colorful **vegetables** and **fruits** (and choosing them as snacks), split the other half between **whole grains** and **healthy protein**:




The more veggies – and the greater the variety – the better.

Potatoes and French fries don't count as vegetables because of their negative impact on blood sugar.



Eat plenty of fruits of all colors.

Choose whole fruits or sliced fruits (rather than fruit juices; limit fruit juice to one small glass per day).



Go for whole grains or foods made with minimally processed whole grains. The less processed the grains, the better.

Whole grains—whole wheat, brown rice, quinoa, and foods made with them, such as whole-grain pasta and 100% whole-wheat bread—have a gentler effect on blood sugar and insulin than white rice, bread, pizza crust, pasta, and other refined grains.



Choose beans and peas, nuts, seeds, and other plant-based healthy protein options, as well as fish, eggs, and poultry.

Limit red meat (beef, pork, lamb) and avoid processed meats (bacon, deli meats, hot dogs, sausages).

It's also important to remember that fat is a necessary part of our diet, and what matters most is the type of fat we eat. We should regularly choose foods with healthy unsaturated fats (such as fish, nuts, seeds, and **healthy oils** from plants), limit foods high in saturated fat (especially red meat), and avoid unhealthy trans fats (from partially hydrogenated oils):

Use healthy oils from plants like extra virgin olive, canola, corn, sunflower, and peanut oil in cooking, on salads and vegetables, and at the table.

Limit butter to occasional use.



Dairy foods are needed in smaller amounts than other foods on our plate:

Choose unflavored milk, plain yogurt, small amounts of cheese, and other unsweetened dairy foods.

Milk and other dairy products are a convenient source of calcium and vitamin D, but the optimal intake of dairy products has yet to be determined and the research is still developing. For children consuming little or no milk, ask a doctor about possible calcium and vitamin D supplementation.



Water should be the drink of choice with every meal and snack, as well as when we are active:

Water is the best choice for quenching our thirst. It's also sugar-free, and as easy to find as the nearest tap.

Limit juice—which can have as much sugar as soda—to one small glass per day, and avoid sugary drinks like sodas, fruit drinks, and sports drinks, which provide a lot of calories and virtually no other nutrients. Over time, drinking sugary drinks can lead to weight gain and increase the risk of type 2 diabetes, heart disease, and other problems.



Finally, just like choosing the right foods, incorporating physical activity into our day by **staying active** is part of the recipe for keeping healthy:



Trade inactive “sit-time” for “fit-time.”


Children and adolescents should aim for at least one hour of physical activity per day, and they don’t need fancy equipment or a gym—*The Physical Activity Guidelines for Americans* suggest choosing unstructured activities for children such as playing tug-of-war, or having fun using playground equipment.

Overall, the main message is to focus on diet quality:

The *type of carbohydrate* in the diet is more important than the *amount of carbohydrate* in the diet, because some sources of carbohydrate—like vegetables (other than potatoes), fruits, whole grains, and beans—are much healthier than sugar, potatoes, and foods made from white flour.

The Kid’s Healthy Eating Plate does not include sugary drinks, sweets, and other junk foods. These are not everyday foods and should be eaten only rarely, if ever.

The Kid’s Healthy Eating Plate encourages the use of healthy oils in place of other types of fat.



About the Kid’s Healthy Eating Plate

The Kid’s Healthy Eating Plate is a visual guide to help educate and encourage children to eat well and keep moving. At a glance, the graphic features examples of best-choice foods to inspire the selection of healthy meals and snacks, and it emphasizes physical activity as part of the equation for staying healthy.

The Kid’s Healthy Eating Plate was created by nutrition experts at the Harvard T.H. Chan School of Public Health, based on the best available science, to enhance the visual guidance provided by the U.S. Department of Agriculture’s MyPlate icon. The Kid’s Healthy Eating Plate reflects the same important messages as the Harvard Healthy Eating Plate, with a primary focus on diet quality, but is designed to further facilitate the teaching of healthy eating behaviors to children.

For more information, visit *The Nutrition Source* (www.hsph.harvard.edu/nutritionsource/kids-healthy-eating-plate).

